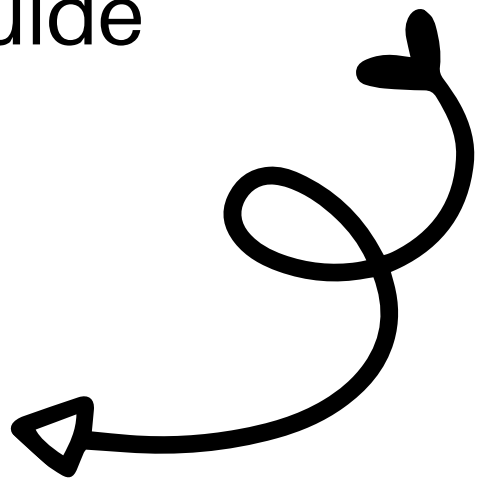




**BECAUSE JESUS IS...**

**I WILL...**

Parent Guide





# LESSON 1 AT A GLANCE



God's Name is I AM.  
January 5, 2025

## Objective

Teach the kids that the names of God reveal His character, specifically His special name, Yahweh. This is an introduction to the series which will go through the I AM statements of Jesus

## Big Question

*Ask at the beginning of the lesson; answer at the end.*

Question: Who is Yahweh (the Great I AM)?  
Answer: The one true God who created all things.

## Scriptures

Teach from: Exodus 3:1-15, Psalm 83:18  
Lesson Key Verse: Psalm 148:13  
Unit Memory Verse: Exodus 3:14

## Key Takeaways (3 Keys)

*Recite at the beginning, middle, and end of the lesson.*

The names of God in the Bible tell us who He is.  
The name "Yahweh" means "I AM."  
The name "I AM" means that God is the self-existent one.

## HIStory

This passage takes place after Abraham and Sarah had Isaac and their descendants go to Egypt, about 1000 years before the birth of Jesus.

## Good News

God sent Moses to rescue Israel because He is faithful to His promises to all who trust in Him. God has also made promises to us. He has promised eternal life to all who trust in His Son.

## God

God is the great I AM - the self-existent one.

## Foundation

There is only one true God and His special name is Yahweh -- the great I AM!

## Application

Because God reveals Himself to us through His names, and His names are found in the Bible, we should read the Bible regularly to get to know Him better.

### **ABSTRACT CONCEPTS AND YOUNG CHILDREN**

The idea of God being “self-existent” can be difficult for adults to comprehend, let alone for kids. Don’t let that discourage you from teaching it, however. Here are a couple things to consider when teaching abstract concepts to young children:

1. They can handle more than we give them credit for. When teaching things like this, focus on contextualizing the words you use rather than skipping the concept. For instance, saying “God is self-existent” might be over a kid’s head if you don’t add something like, “That means He doesn’t need anyone or anything else to live. He would still be alive if nothing else existed in the whole universe.” It makes it even clearer when you teach by comparing. You could say, “We need all kinds of things to live or exist. We can’t make ourselves live. Everything else in all of creation needs something else to exist. Only God is different. That’s what He means when He calls Himself ‘I AM.’”
2. For some kids, even that may be too much and that’s OK! Remember that we are playing the long game in discipleship. You’re creating categories for them to think in, like mental boxes to store future ideas. They don’t have to understand everything now. The category of God being self-existent will be there in their minds when the time comes to associate that with some other Biblical truth in the future.

# LESSON 2 AT A GLANCE



## I AM the Bread of Life. January 12, 2025

### Objective

Teach the kids the first of seven "I AM" statements of Jesus: "I AM the Bread of Life." Explain how Jesus satisfies our greatest need - the need to be brought back to God.

### Big Question

*Ask at the beginning of the lesson; answer at the end.*

Question: How does Jesus satisfy our greatest need?  
Answer: By doing everything needed to bring us back to God.

### Scriptures

Teach from: Exodus 16:1-18, John 6:27-35  
Lesson Key Verse: Psalm 63:5  
Unit Memory Verse: Exodus 3:14

### Key Takeaways (3 Keys)

*Recite at the beginning, middle, and end of the lesson.*

God provided earthly food to His people, Israel.  
We need more than earthly food to be satisfied.  
Because Jesus is the Bread of Life, I will be satisfied.

### HIStory

The Exodus passage took place after Abraham and Sarah had Isaac and their descendants go to Egypt, about 1000 years before the birth of Jesus. The John passage took place during Jesus' earthly ministry before He was crucified and rose again about 2000 years ago.

### Good News

Jesus died and rose to take away our sins. He gives us new hearts and comes to live in us by His Spirit so that we can have a relationship with God again. It's only then that we can be truly satisfied in this life and in the life to come. He is the bread of life!

### God

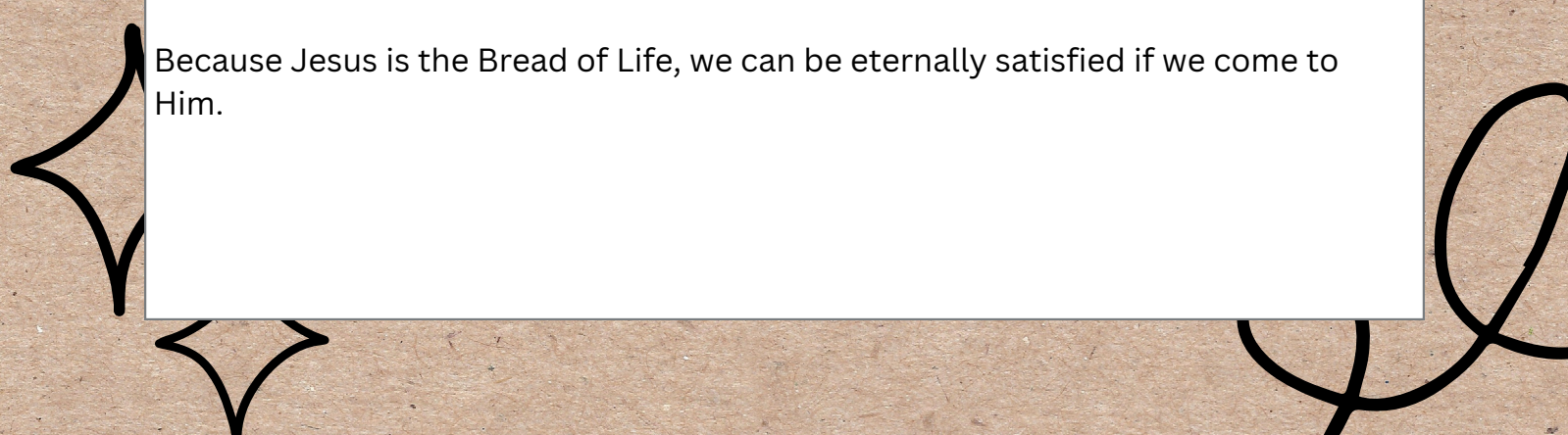
Jesus is the Great I AM. God is three in one: Father, Son and Holy Spirit.

### Foundation

Jesus is God, and only He can satisfy our greatest need!

### Application

Because Jesus is the Bread of Life, we can be eternally satisfied if we come to Him.



## Lesson 2 Parent/Teacher Resource Page

### **WHAT DOES IT MEAN TO BE SATISFIED?**

Kids understand what it means to long for satisfaction. This is actually a huge part of their lives. Consider how many of your conversations with your kids revolve around them asking you for something, whether a toy, a game, or food. Kids know what it means to say, “But Mom and Dad, I really want this toy, I won’t ask for anything else I promise” as well as something as simple as “But I’m starving!” right before bedtime.

Jesus often used examples in the natural world to communicate truths of the spiritual world. When explaining this to the kids, make use of their understanding of the desire to be satisfied to show them that Jesus is the only one who can satisfy us spiritually and eternally.

That desire manifests itself in our longing for joy, peace, and connection to God. Kids have these same longings, they just need help identifying them.

# LESSON 3 AT A GLANCE

## I AM the Light of the World.

January 19, 2025

### Objective

Teach the kids that as the Light of the World, Jesus reveals both our need for salvation and the way to walk in the Light.

### Big Question

*Ask at the beginning of the lesson; answer at the end.*

Question: How can we walk in the light?  
Answer: By trusting and obeying Jesus, the Light of the World.

### Scriptures

Teach from: John 8:12, 1 John 1:5-10, John 1:6-13  
Lesson Key Verse: John 8:12  
Unit Memory Verse: Exodus 3:14

### Key Takeaways (3 Keys)

*Recite at the beginning, middle, and end of the lesson.*

God teaches us how to live for His glory and our good.  
Jesus opens our eyes to see the truth.  
Because Jesus is the Light of the World, I will not walk in darkness.

### HIStory

Our passages in the Gospel of John took place during Jesus' earthly ministry before He was crucified and rose again about 2000 years ago. The passage in 1 John took place after Jesus ascended to Heaven and gave His disciples the mission of the Church.

### Good News

Jesus is the Light of the world. He shows us that we need to be forgiven and He then shows us how God wants us to live for His glory and our good. All He asks us to do is turn from our sins and to Jesus in faith.

### God

God reveals the truth to us through His Son Jesus.

### Foundation

Remember that in all of these sayings of Jesus, He is using the special name of God when He says, "I AM..." Jesus is God and only He can open our spiritually blind eyes and show us what pleases Him.

### Application

The difference between committing a sin and walking in darkness is what you do after you sin. If after you sin, you decide that you're not going to stop or make excuses for sin then you're walking in darkness. If after you sin, you take that sin to God and turn away from it (repent) and confess it to Him, then that is coming into the Light. This week, when God reveals your sin to you with His light, go straight to Him and receive His forgiveness, and then keep walking in the Light.

## Lesson 3 Parent/Leader Resource Page

### TALKING TO KIDS ABOUT SIN

Sometimes it can be difficult to explain the idea of “walking in sin” to kids. Often, when kids think about sin, they think about individual bad choices or wrong decisions. While those things are also sinful, we want them to understand that, first, sin is rebellion against God. Sin is not simply making a bad choice. Sin is deciding that we want to follow our own desires over God’s desires for us. And second, that sin is not just something we do, but it is something that is in our hearts. Sin is the natural impulse that we all have to put ourselves first.

With these two things in mind -- that sin is rebelling against God, and sin is our natural impulse to put ourselves first -- we can better explain to the kids what “walking in sin” or “walking in darkness” means. It doesn’t mean messing up or making a mistake. It doesn’t mean failing to do some religious task. It means living in a pattern or habit of choosing our own way over God’s way and putting ourselves first. This is what we cannot continue to do if we follow Jesus because that is not where Jesus leads.



# LESSON 4 AT A GLANCE



## I AM the Good Shepherd. January 26, 2025

### Objective

Teach the kids Jesus is our Good Shepherd and we should trustingly follow Him.

### Big Question

*Ask at the beginning of the lesson; answer at the end.*

Question: How can we follow the Good Shepherd?  
Answer: By knowing, trusting, and obeying Him through His Word.

### Scriptures

Teach from: John 10:1-6, 11-16, Psalm 23, Ezekiel 34:11-16  
Lesson Key Verse: John 10:11  
Unit Memory Verse: Exodus 3:14

### Key Takeaways (3 Keys)

*Recite at the beginning, middle, and end of the lesson.*

God compares Himself to a shepherd and us to sheep. The sheep have to trust their shepherd for everything. Because Jesus is the Good Shepherd, I will follow Him.

### HIStory

Our passage in the Gospel of John took place during Jesus' earthly ministry before He was crucified and rose again about 2000 years ago. The passages in the Psalms and Ezekiel took place during the time of Israel's kings after Israel made it to the Promised Land and hundreds of years before Jesus was born.

### Good News

Just like a sheep can't save itself from the dangers it might face, we can't save ourselves from the power or penalty of our sins. Thank God we have a Shepherd who is not only able to save us but who is more than willing. When we call out to our Shepherd to save us, He comes to the rescue immediately.

### God

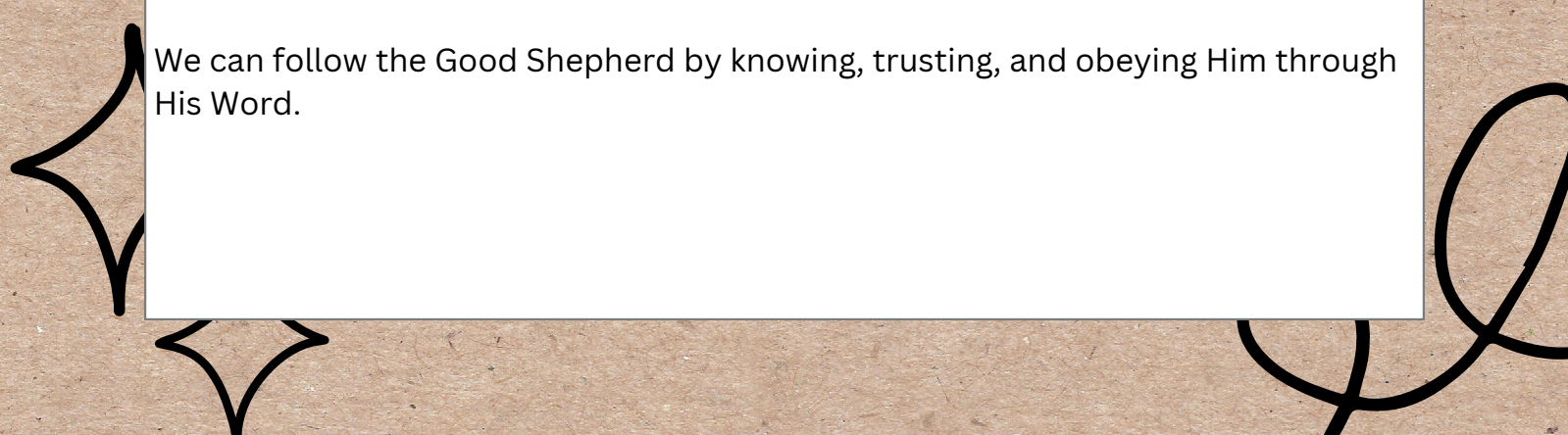
God cares for His people and wants us to depend on Him.

### Foundation

Once again, remind the kids that in all of these sayings of Jesus, He is using the special name of God when He says, "I AM..." Jesus is God, and just as God called Himself the Shepherd of His people, Jesus calls Himself both God and Shepherd.

### Application

We can follow the Good Shepherd by knowing, trusting, and obeying Him through His Word.



## Lesson 4 Parent/Teacher Resource Page

### WHAT EACH KID NEEDS FROM THE GOOD SHEPHERD

Every kid is unique. Whether they're a student in your class or your own child at home, every child has a different background and is sensitive and responsive to different truths revealed in the Bible. This is important to consider in lessons like this because the Bible always offers exactly what each heart needs if we are intentional in the way we present its truths.

When a child hears that the Lord is a Good Shepherd, there are various ways that will be interpreted, depending on how you explain it. Try and show as many of these as possible so that the Word of God can minister to each kid's heart in just the right way.

- The Good Shepherd tenderly cares for His sheep - some children need to hear this.
- The Good Shepherd protects His sheep - some children need to hear this.
- The Good Shepherd provides for the needs of His sheep - some children need to hear this.

Jesus is our Good Shepherd and He is everything we need. The kids in your class or in your home can rest assured knowing that.



